

Since 1980 BEFCO has developed, tested, manufactured and improved lawn and ground care attachments right here in North Carolina. BEFCO's commitment to design and to manufacture all key components in our machines has earned the company its reputation for high quality manufacturing with no compromise.

Anyone who has owned a BEFCO unit will tell you that it is an investment that repays for itself many times over throughout the years. Customers know that when purchasing a BEFCO implement, support is always available if assistance is ever needed. This is why when people ask us what BEFCO stands for, we say

"Best Equipment a Farmer Can Own"!



INDEX**GROOMING MOWERS**

CYCLONE C30-CE5	2
CYCLONE C30	4
CYCLONE C50	6
CYCLONE C70	8
CYCLONE FLEX	10
CYCLONE SUPER-FLEX	12

FLAIL MOWERS, FLAIL SHREDDERS

HURRICANE H40-S	14
HURRICANE H70	16
DESTROYER D90	18

QUICK HITCH

QUICK HITCH	20
--------------------	-----------

ROTARY CUTTERS

TORNADO BRC	21
TORNADO RMD	22
TORNADO RHD	23

ROTARY TILLERS

TILL-RITE T30	24
TILL-RITE T40	26
TILL-RITE T50	28
TILL-RITE T60	30
TILL-RITE T70	32

SEEDERS, OVERSEEDERS

GREEN-RITE	34
SEED-RITE	36

POST HOLE DIGGERS

MOLE	38
-------------	-----------

FERTILIZER SPREADERS

BABY-HOP	40
POLY BABY-HOP	41
HOP	42
POLY-HOP	43
TURBO-HOP 301	44
TURBO-HOP 303	44

GROUND ENGAGE EQUIPMENT

CORE AERATOR SD	46
CORE AERATOR HD	47
SOIL PULVERIZERS SD	48
SOIL PULVERIZERS HD	49
BOX SCRAPER	50
GRADING SCRAPER	51
REAR BLADE SD	52
REAR BLADE HD	53
LANDSCAPE RAKE	54

HAY EQUIPMENT

SICKLE BAR MOWERS	55
FINGER WHEEL RAKES	56
FINGER WHEEL "V" RAKES	57
TEDDERS	58
WINDROWER RAKES	59

OPTIONALS

60

CYCLONE C30-CE5

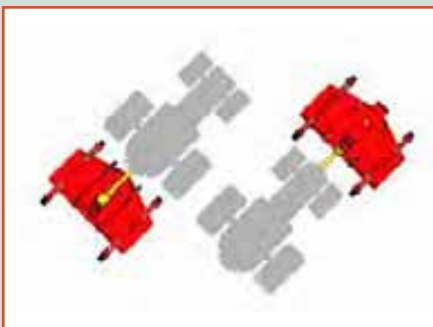


Three spindle engine driven grooming mower

- Ideal for lawn tractors, ATVs & UTVs.
- Rear discharge.
- 4 solid rubber tires to guarantee a perfectly level cut.
- Stamped steel reinforced wheel arm attached by 5 bolts for maintaining a consistent cutting height.
- Spindle shafts greased from the top for easy service.
- Hitch: Cat. 1 ball for rear mounting and 2" receiver hitch for front mounting.
- 10 gauge reinforced mower deck.
- Cutting heights: from 1" to 4".
- Heavy duty reinforced belts (BX).
- Powerful 11.5 HP Briggs & Stratton (OHV) engine with centrifugal clutch.
- 3 quart fuel tank.
- Safety kill switch.
- Heavy duty, one piece, balanced steel pulleys.
- Stamped steel wheel yokes.



STANDARD



Reversible hitch for front or rear mounting















Capable of being center mounted or offset left or right



Up to 75" offset

C30-CE5H

											
in	in	in	lbs	lbs	rpm	fpm	N°	in	N°	N°-in	
60"	62"	0-75"	460	600	2,673	14,173	3	1"-4"	2 BX	4-8.4"x3.2"	Briggs & Stratton 11.5 HP

\$ 4,326



Front mount application with 2" receiver hitch



Height adjustment bar

Bid Term: 2/22/19 - 2/21/21; Extended to 2/21/22; Extended to 2/21/23

CYCLONE C30

16-30 HP (12-22 KW)
540 rpm - cat. 1



Rear discharge three spindle grooming mower

- Highly engineered & rugged gearbox.
- Front & rear tractor mounting.
- 4 rubber swivel tires to guarantee a perfectly level cut.

- Floating 3 point linkage, cat. 1.
- 10 gauge reinforced mower deck.
- Stamped steel reinforced wheel arm attached by 5 bolts for maintaining a consistent cutting height.
- Stamped steel wheel yokes.
- Cutting heights: from 1" to 4".
- Spindle shafts greased from the top for easy service.
- Heavy duty reinforced belt (BX).
- Heavy duty, one piece, balanced steel pulleys.
- Heavy duty shielded PTO shaft (1 3/8" ASAE cat. 2).



Heavy duty reinforced belt (BX) with automatic belt tensioner



Axial grease fittings for easy and accurate lubrication

STANDARD



Reversible three point hitch for front or rear tractor mounting



Gearboxes manufactured by Befco
















Stamped steel wheel arms attached by five bolts



Choice of hard or air tires



MODEL		C30-RD4H	C30-RD5H	C30-RD6H	C30-RD4A	C30-RD5A	C30-RD6A
		HARD TIRES			AIR TIRES		
	HP	16-30	20-30	25-30	16-30	20-30	25-30
	in	48"	60"	72"	48"	60"	72"
	in	51"	62"	74"	51"	62"	74"
	lbs	340	375	440	329	364	429
	lbs	440	490	570	429	479	559
	rpm	3,037	2,803	2,278	3,037	2,803	2,278
	fpm	13,188	14,763	14,566	13,188	14,763	14,566
	N°	3	3	3	3	3	3
	in	1"-4"	1"-4"	1"-4"	1"-4"	1"-4"	1"-4"
	N°	1 BX	1 BX	1 BX	1 BX	1 BX	1 BX
	N°-in	4-8.4"x3.2"	4-8.4"x3.2"	4-8.4"x3.2"	4-9"x3.5"	4-9"x3.5"	4-9"x3.5"
	1 3/8"	ASAE cat. 2	ASAE cat. 2	ASAE cat. 2	ASAE cat. 2	ASAE cat. 2	ASAE cat. 2
		\$ 3,372	\$ 3,543	\$ 3,861	\$ 3,336	\$ 3,507	\$ 3,825



CYCLONE C50

20-50 HP (15-37 KW)
540 rpm - cat. 1



Rear discharge three spindle grooming mower

- Highly engineered & rugged gearbox with cooling fins.
- Spiral gears guarantee strength and quietness.
- Cutting heights: from 1" to 5".
- Front & rear tractor mounting.
- 4 rubber swivel tires with bearings to guarantee a perfectly level cut.
- Stamped steel reinforced wheel arm attached by 8 bolts for maintaining a consistent cutting height.
- Floating 3 point linkage, cat. 1.
- 8 gauge reinforced mower deck.
- Spindle shafts greased from the top for easy service.
- Safety chain shield standard.
- Two heavy duty reinforced belts (SPBX).
- Heavy duty, one piece, balanced steel pulleys.
- Heavy duty shielded PTO shaft (1 3/8" ASAE cat. 3).
- Stamped steel wheel yokes.

STANDARD



Reversible three point hitch for front & rear tractor mounting



Gearboxes, manufactured by Befco, equipped with spiral gears ensure better power transmission, increase longevity and reduce noise

















Choice of standard blades, high lift blades, mulching blades and flat blades



Choice of hard or air tires with ball bearings




MODEL	C50-RD5H	C50-RD6H	C50-RD7H	C50-RD5A	C50-RD6A	C50-RD7A
	HARD TIRES			AIR TIRES		
 HP	20-50	25-50	30-50	20-50	25-50	30-50
 in	60"	72"	84"	60"	72"	84"
 in	62"	74"	86"	62"	74"	86"
 lbs	550	600	690	534	584	674
 lbs	665	730	835	649	714	819
 rpm	3,210	2,605	2,195	3,210	2,605	2,195
 fpm	16,929	16,732	16,338	16,929	16,732	16,338
 N°	3	3	3	3	3	3
 in	1"-5"	1"-5"	1"-5"	1"-5"	1"-5"	1"-5"
 N°	2 SPBX	2 SPBX	2 SPBX	2 SPBX	2 SPBX	2 SPBX
 N°-in	4-10"x3.2"	4-10"x3.2"	4-10"x3.2"	4-11"x4"	4-11"x4"	4-11"x4"
 1 3/8"	ASAE cat. 3	ASAE cat. 3	ASAE cat. 3	ASAE cat. 3	ASAE cat. 3	ASAE cat. 3
	\$ 4,688	\$ 4,956	\$ 5,794	\$ 4,626	\$ 4,894	\$ 5,732



Axial grease fittings for easy and accurate spindle lubrication



Two heavy duty reinforced belts (SPBX) with manual tensioner provide over 180° coverage of all pulleys and reduce belt maintenance





CYCLONE C70

30-70 HP (22-52 KW)
 540 rpm - cat. 1















Heavy duty rear discharge three spindle grooming mower

- Highly engineered & rugged gearbox with cooling fins.
- Cutting heights: from 1.3" to 5.3".
- Front & rear tractor mounting.
- 4 rubber swivel tires with bearings to guarantee a perfectly level cut.
- Stamped steel reinforced wheel arm attached by 8 bolts for maintaining a consistent cutting height.
- Floating 3 point linkage, cat. 1.
- Front antiscalping roller standard.

- 8 gauge reinforced mower deck.
- Three spindle rotors with free swinging blades per rotor.
- Spindle shafts greased from the top for easy service.
- Two heavy duty reinforced belts (CX).
- Heavy duty, one piece, balanced steel pulleys.
- Heavy duty shielded PTO shaft (1 3/8" ASAE cat. 4).
- Safety chain shield standard.
- Stamped steel wheel yokes.



MODEL	C70-090H	C70-110H	C70-090A	C70-110A
	HARD TIRES		AIR TIRES	
 HP	30-70	40-70	30-70	40-70
 in	90"	110"	90"	110"
 in	92"	112"	92"	112"
 lbs	1,237	1,390	1,137	1,290
 lbs	1,267	1,420	1,167	1,320
 rpm	1,750	1,562	1,750	1,562
 fpm	14,106	14,998	14,106	14,998
 N°	6	6	6	6
 in	1.3"-5.3"	1.3"-5.3"	1.3"-5.3"	1.3"-5.3"
 N°	2 CX	2 CX	2 CX	2 CX
 N°-in	4-12"x4"	4-12"x4"	4-13"x6.5"	4-13"x6.5"
 1 3/8"	ASAE cat. 4	ASAE cat. 4	ASAE cat. 4	ASAE cat. 4
\$	\$ 8,907	\$ 10,530	\$ 9,108	\$ 10,731

STANDARD



Reversible three point hitch for front or rear tractor mounting



Gearboxes manufactured by Befco



Stamped steel wheel arms attached by eight bolts



Choice of hard or air tires



Axial grease fittings for easy and accurate spindle lubrication



Chains provide safety from thrown objects



Standard front antiscalping roller



Rotor with free swinging blades

CYCLONE FLEX

25-80 HP (19-60 KW)
540 rpm















Pull type gang grooming mowers

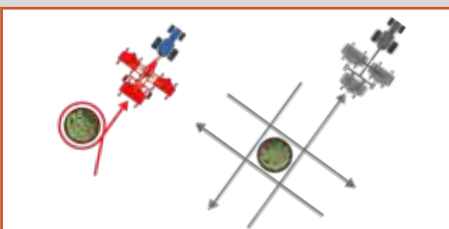
- Heavy duty transport frame.
- Cutting heights: from 1" to 5".
- Pull type mower with high flotation transport tires (20.5"x8"x10").
- Single action hydraulic folding wing system for easy transport & storage.
- Transport width 8'4" max.
- Telescoping wings that allow for adjustable cutting width to increase or decrease mower overlap.
- Constant velocity driveline with slip clutch (1 3/8" ASAE cat. 6).
- Stamped steel reinforced wheel arm attached by 8 bolts for maintaining a consistent cutting height.
- 3 front antiscalping rollers standard.
- Safety chain shield standard.
- 8 gauge reinforced mower decks.
- Remote safety locks for local transport & deck kick out attachments.
- Completely independent free floating mowing decks for a perfect cut on uneven terrain.
- Unique double pivot floating linkage.
- 12 rubber tires with bearings (4 per deck) to guarantee a perfectly level cut.
- Heavy duty, one piece, balanced steel pulleys.
- Two heavy duty reinforced belts per deck (SPBX).
- Single unit gearboxes with cooling fins.
- Spiral gears guarantee strength and quietness.
- Stamped steel wheel yokes.
- Single unit driveline with shear pin safety.

STANDARD



Gearboxes, manufactured by Befco, equipped with spiral gears ensure better power transmission, increase longevity and reduce noise

MODEL	312-FLXH	315-FLXH	317-FLXH	312-FLXA	315-FLXA	317-FLXA
	HARD TIRES			AIR TIRES		
 HP	25-80	30-80	35-80	25-80	30-80	35-80
 ft	12'	15'	17'	12'	15'	17'
 in	91"	97"	100"	91"	97"	100"
 in	74"	92"	103"	74"	92"	103"
 lbs	2,742	2,874	2,995	2,694	2,826	2,947
 N°	9	9	9	9	9	9
 in	1"-5"	1"-5"	1"-5"	1"-5"	1"-5"	1"-5"
 N°	6 SPBX	6 SPBX	6 SPBX	6 SPBX	6 SPBX	6 SPBX
 N°-in	12-10"x3.2"	12-10"x3.2"	12-10"x3.2"	12-11"x4"	12-11"x4"	12-11"x4"
 N°/ft	2-4' mowers & 1-5' mower	2-5' mowers & 1-6' mower	3-6' mowers	2-4' mowers & 1-5' mower	2-5' mowers & 1-6' mower	3-6' mowers
 1 3/8"	ASAE cat. 6 cv, slip clutch	ASAE cat. 6 cv, slip clutch	ASAE cat. 6 cv, slip clutch	ASAE cat. 6 cv, slip clutch	ASAE cat. 6 cv, slip clutch	ASAE cat. 6 cv, slip clutch
 \$	\$ 24,548	\$ 26,801	\$ 27,816	\$ 24,367	\$ 26,620	\$ 27,634



The frame design along with our CV driveline allows Flex mowers to circle trees and obstacles in one pass where competitors require multiple passes.



Hexagonal yokes on front tires of rear mower deck to prevent slippage on slopes



Standard front antiscaling roller



CYCLONE SUPER-FLEX



35-80 HP (26-60 KW)
 540 rpm













Pull type gang grooming mowers

- Extra heavy duty transport frame.
- Cutting heights: from 1" to 5".
- Pull type mower with high flotation transport tires (23"x10.5"x12").
- Single action hydraulic folding wing system for easy transport & storage.
- 3 front antiscalping rollers standard.
- Telescoping wings that allow for adjustable cutting width to increase or decrease mower overlap.
- Constant velocity driveline with slip clutch (1 3/8" ASAE cat. 6).
- Stamped steel reinforced wheel arm attached by 8 bolts for maintaining a consistent cutting height.
- Stamped steel wheel yokes.
- 8 gauge reinforced mower deck.



- Safety chain shield standard.
- Single unit driveline with shear pin safety.
- Remote safety locks for local transport & deck kick out attachments.
- Completely independent free floating mowing decks for a perfect cut on uneven terrain.
- Unique double pivot floating linkage.
- 12 rubber tires with bearings (4 per deck) to guarantee a perfectly level cut.
- Wide high flotation air tires 13"x6.5".
- Heavy duty, one piece, balanced steel pulleys.
- Two heavy duty reinforced belts per deck (SPBX).
- Single unit gearboxes with cooling fins.
- Spiral gears guarantee strength and quietness.



MODEL		412-SFL	415-SFL	417-SFL	420-SFL
	HP	35-80	40-80	45-80	50-80
	ft	12'	15'	17'	20'
	in	91"	97"	100"	114"
	in	74"	92"	103"	116"
	lbs	3,090	3,267	3,438	3,747
	N°	9	9	9	9
	in	1"-5"	1"-5"	1"-5"	1"-5"
	N°	6 SPBX	6 SPBX	6 SPBX	6 SPBX
	N°-in	12-13"x6.5"	12-13"x6.5"	12-13"x6.5"	12-13"x6.5"
	N°-ft	2-4' mowers & 1-5' mower	2-5' mowers & 1-6' mower	3-6' mowers	3-7' mowers
	1 3/8"	ASAE cat. 6 cv, slip clutch	ASAE cat. 6 cv, slip clutch	ASAE cat. 6 cv, slip clutch	ASAE cat. 6 cv, slip clutch
		\$ 28,630	\$ 30,102	\$ 32,634	\$ 36,839



Double pivot floating linkage for a perfect cut on uneven terrain



Telescopic wings that allow for adjustable cutting width to increase or decrease mower overlap



Gearboxes, manufactured by Befco, equipped with spiral gears to increase strength and quietness



Air tires 13"x6.5"



Hexagonal yokes on front tires of rear mower deck prevent slippage on slopes



Heavy duty center-splitter gearbox

HURRICANE H40-S













16-40 HP (12-30 KW)
540 rpm - cat. 1



Side-shift flail mower


- Cutting heights: from $\frac{3}{4}$ " to $2\frac{3}{8}$ ".
- Manual or optional hydraulic side-shift up to 16".
- Dual rear roller mounting position, inside or outside the cutting chamber.
- Manual belt tensioner without spring loaded idlers.
- Choice of fine cut blades at 90° angles, reverse "Y" blades, paddle blades or hammer type blades.
- Dethatching blades available.
- Adjustable cutting height roller with scraper or self cleaning roller when mounted inside the cutting chamber.
- Heavy duty shielded PTO shaft (1 $\frac{3}{8}$ " ASAE cat. 3).
- Sealed rotor bearings.
- Front & rear tractor mounting.
- Heavy duty, one piece, balanced steel pulleys.
- 2 Heavy duty reinforced notched belts (SPBX).
- 3 point linkage, cat. 1.
- Standard front rubber safety shielding or optional front steel deflectors.




MODEL		H40-S48	H40-S60	H40-S72
	HP	16-40	20-40	25-40
	in	48"	60"	72"
	in	54"	64"	76"
	in	35"	46"	58"
	lbs	552	624	697
	lbs	690	762	835
	rpm	2,278	2,278	2,278
	fpm	8,858	8,858	8,858
	N°	48	64	76
	in	¾" - 2 ¾"	¾" - 2 ¾"	¾" - 2 ¾"
	N°	2 SPBX	2 SPBX	2 SPBX
	1 ¾"	ASAE cat. 3	ASAE cat. 3	ASAE cat. 3
\$		\$ 4,868	\$ 5,255	\$ 5,802



STANDARD



Reversible three point hitch for front or rear tractor mounting




Dual rear roller mounting position, inside or outside the cutting chamber



Manual or hydraulic side-shift up to 16"



Manual belt tensioning



Choice of fine cut blades, dethatching blades, reverse 'Y' blades, paddle blades or hammer type blades

HURRICANE H70

30-70 HP (22-52 KW)
540 rpm - cat. 1 & 2















Flail mower

- Cutting heights: from 3/4" to 6".
- Choice of fine cut blades at 90° angles, reverse "Y" blades, paddle blades or hammer type blades.
- Dethatching blades available.
- Adjustable cutting height roller with scraper.
- Driveline with overrunning clutch (1 3/8" ASAE cat. 4).
- Highly engineered & rugged gearbox.
- Belt shield fender.
- Front & rear tractor mounting.
- Electronically balanced rotor.
- Heavy duty, one piece, balanced steel pulleys.




- 2 heavy duty reinforced notched belts (CX).
- Manual belt tensioner.
- 3 point linkage, cat. 1 & 2.
- Floating top link.
- Forward & reverse rotor rotation; clockwise is standard.
- Cast iron rotor supports with spherical roller bearings.
- Rubber safety shielding.
- Replaceable skids.



MODEL		H70-060	H70-072	H70-088
	HP	30-70	35-70	40-70
	in	60"	72"	88"
	in	71"	85"	99"
	lbs	869	955	1,078
	lbs	1,045	1,145	1,298
	rpm	2,080	2,080	2,080
	fpm	8,464	8,464	8,464
	N°	64	80	96
	in	3/4"-6"	3/4"-6"	3/4"-6"
	N°	2 CX	2 CX	2 CX
	1 3/8"	ASAE cat. 4 overrunning clutch	ASAE cat. 4 overrunning clutch	ASAE cat. 4 overrunning clutch
		\$ 8,970	\$ 9,584	\$ 10,213

STANDARD



Reversible three point hitch for front or rear tractor mounting



Gearboxes manufactured by Befco



Belt shield fender



Cast iron rotor support with spherical roller bearings



Replaceable side skirts



Adjustable cutting height roller with scraper



Choice of fine cut blades, dethatching blades, reverse 'Y' blades, paddle blades or hammer type blades







DESTROYER D90

40-90 HP (30-67 KW)
540 rpm - cat. 1 & 2



Commercial flail shredder with hydraulic side-shift

- Cutting heights: from 3/4" to 5".
- 3 point linkage, cat. 1 & 2.
- Front & rear tractor mounting.
- Driveline with overrunning clutch (1 3/8" ASAE cat. 6).
- Belt driven transmission with four heavy duty XPBX type belts and manual belt tensioner.
- Hydraulic side-shift with dual remotes.
- 12" side-shift on 60" model 16" on 72" & 88" models.
- Heavy duty hammer type blades.
- 2" cutting capacity.
- Rotor diameter 5 1/4", 5/16" thick rotor tube.
- Height adjustment rear roller with scraper standard.
- Rear roller diameter 6 5/8", 3/16" thick rotor tube.

MODEL		D90-060	D90-072	D90-088
	HP	40-90	50-90	60-90
	in	60"	72"	88"
	in	69"	81"	96"
	in	43"	54"	61"
	lbs	1,257	1,345	1,491
	lbs	1,360	1,450	1,600
	rpm	1,961	1,961	1,961
	fpm	8,268	8,268	8,268
	N°	16	20	24
	in	¾"-5"	¾"-5"	¾"-5"
	N°	4 XPBX	4 XPBX	4 XPBX
	1 ¾"	ASAE cat. 6 overrunning clutch	ASAE cat. 6 overrunning clutch	ASAE cat. 6 overrunning clutch
		\$ 11,441	\$ 12,132	\$ 12,761



Reversible three point hitch for front or rear tractor mounting



Hammer type blades ideal for stalks up to 2" in diameter



Hydraulic cylinder for side shift




Rear roller for cutting height adjustment equipped with roller scraper









Four belts transmission

QUICK HITCH



- ASABE cat. 1 Quick Hitch.
- Works with all BEFCO cat. 1 Quick Hitch compatible implements.
- Look for the  symbol throughout the catalog for compatible implements.
- Optional floating Quick Hitch Adapter for C30, C50 & C70 grooming mowers. Adapter allows mowers to maintain its full float capability while using Quick Hitch.
- Optional Quick Hitch adapter available for Hop 203 fertilizer spreader.

MODEL	QH1-100	
	Cat. 1	
	in	30 1/2"
	in	22"
	in	8"
	lbs	57
		\$ 635



TORNADO BRC

20-60 HP (15-45 KW)
540 rpm - cat. 1



Standard duty rotary cutters


- Cutting heights: from 1" to 9 1/4".
- 10 gauge reinforced deck.
- Heavy duty shielded PTO shaft with shear bolt or slip clutch safety (1 3/8" ASAE cat. 4).
- Oval stump jumper standard on 48", 60" & 72" sizes.
- Spring steel blades.
- 1" cutting capacity.
- Front & rear safety shields standard.
- Laminated tail wheel (4"x8"x15").
- 3 point linkage, cat. 1.
- Floating top link.
- Round back frame.

MODEL	BRC-142	BRC-148	BRC-160	BRC-172	BRC-242	BRC-248	BRC-260	BRC-272
	SHEAR BOLT				SLIP CLUTCH			
HP	20-60	25-60	30-60	35-60	20-60	25-60	30-60	35-60
in	42"	48"	60"	72"	42"	48"	60"	72"
in	47"	56"	68"	79"	47"	56"	68"	79"
lbs	383	443	528	601	401	461	539	612
lbs	397	457	591	675	415	475	613	686
rpm	1,042	1,042	794	794	1,042	1,042	794	794
fpm	11,437	12,560	11,948	14,232	11,437	12,560	11,948	14,232
N°-in	2-3/8"x 2 3/4"	2-3/8"x 2 3/4"	2-1/2"x 3"	2-1/2"x 3"	2-3/8"x 2 3/4"	2-3/8"x 2 3/4"	2-1/2"x 3"	2-1/2"x 3"
in	1"-9 1/4"	1"-9 1/4"	1"-9 1/4"	1"-9 1/4"	1"-9 1/4"	1"-9 1/4"	1"-9 1/4"	1"-9 1/4"
N°-in	1-4"x8"x15"	1-4"x8"x15"	1-4"x8"x15"	1-4"x8"x15"	1-4"x8"x15"	1-4"x8"x15"	1-4"x8"x15"	1-4"x8"x15"
1 3/8"	ASAE cat. 4 shear bolt	ASAE cat. 4 shear bolt	ASAE cat. 4 shear bolt	ASAE cat. 4 shear bolt	ASAE cat. 4 slip clutch	ASAE cat. 4 slip clutch	ASAE cat. 4 slip clutch	ASAE cat. 4 slip clutch
\$	\$ 2,045	\$ 2,498	\$ 2,748	\$ 3,192	\$ 2,270	\$ 2,723	\$ 2,973	\$ 3,416

WARNING: Because of possible injury from thrown objects, all rotary cutters are potentially dangerous. Any rotary cutter intended for use along roadways or other locations where people may be present must be used with safety shielding in place.

TORNADO RMD

35-80 HP (26-60 KW)
540 rpm - cat. 1



Medium duty rotary cutters

- Cutting heights: from 1" to 9 1/4".
- Replaceable skids.
- Highly engineered & rugged gearbox.
- Heavy duty shielded PTO shaft with slip clutch safety (1 3/8" ASAE cat. 4).
- 3 point linkage, cat. 1.
- Floating top link.
- Exceptionally heavy duty 1/2"x4" spring steel blades.
- 2" cutting capacity.
- Laminated tail wheel with tapered roller bearings (4"x8"x15").
- Oval heavy duty stump jumper standard.
- Heavy duty reinforced 8 gauge deck.
- Front & rear protective chain shields standard.

WARNING:

Because of possible injury from thrown objects, all rotary cutters are potentially dangerous. Any rotary cutter intended for use along roadways or other locations where people may be present must be used with safety shielding in place.

MODEL		RMD-360	RMD-372
	HP	35-80	40-80
	in	60"	72"
	in	68"	80"
	lbs	695	785
	lbs	695	785
	rpm	855	855
	fpm	13,189	15,748
	N°-in	2-1/2"x4"	2-1/2"x4"
	in	1"-9 1/4"	1"-9 1/4"
	N°-in	1-4"x8"x15"	1-4"x8"x15"
	1 3/8"	ASAE cat. 4 slip clutch	ASAE cat. 4 slip clutch
		\$ 4,986	\$ 5,541

STANDARD



Laminated tail wheel



Carbon steel rotor with free swinging blades



Safety chains & shields



Replaceable side skids

TORNADO RHD

50-100 HP (37-74 KW)
 540 rpm - cat. 1 & 2



cutting capacity

Heavy duty rotary cutters

- Cutting heights: from 2" to 8".
- Replaceable skids.
- Highly engineered & rugged gearbox.
- Heavy duty shielded PTO shaft with slip clutch safety (1 3/8" ASAE cat. 6).
- 3 point linkage, cat. 1 & 2.
- Floating top link.
- Front & rear protective chain shields standard.
- Exceptionally heavy duty 1/2"x4" spring steel blades.
- 3" cutting capacity.
- Laminated tail wheel with tapered roller bearings (5"x8"x15").
- Oval heavy duty stump jumper standard.
- Heavy duty reinforced deck.




MODEL		RHD-472	RHD-484
	HP	50-100	60-100
	in	72"	84"
	in	76"	88"
	lbs	1,025	1,200
	lbs	1,025	1,200
	rpm	748	748
	fpm	13,878	16,191
	N°-in	2-1/2"x4"	2-1/2"x4"
	in	2"- 8"	2"- 8"
	N°-in	1-5"x8"x15"	1-5"x8"x15"
	1 3/8"	ASAE cat. 6 slip clutch	ASAE cat. 6 slip clutch
		\$ 6,253	\$ 7,148

WARNING:

Because of possible injury from thrown objects, all rotary cutters are potentially dangerous. Any rotary cutter intended for use along roadways or other locations where people may be present must be used with safety shielding in place.
















Heavy duty free swinging blades mounted on a high carbon steel rotor protected by an oval stump jumper



TILL-RITE T30

16-30 HP (12-22 KW)
540 or 2000 rpm - cat. 1



MODEL		T30-134	T30-142	T30-150	T30-234	T30-242	T30-250	T30-534	T30-542	T30-550
		SHEAR BOLT 540 rpm			SLIP CLUTCH 540 rpm			SHEAR BOLT 2000 rpm		
	HP	16-30	20-30	25-30	16-30	20-30	25-30	16-30	20-30	25-30
	in	34"	42"	50"	34"	42"	50"	34"	42"	50"
	in	39"	47"	55"	39"	47"	55"	39"	47"	55"
	in	24"	32"	40"	24"	32"	40"	24"	32"	40"
	lbs	297	341	374	308	352	385	297	341	374
	lbs	387	430	463	398	441	474	387	430	463
	N°	4	5	6	4	5	6	4	5	6
	N°	16	20	24	16	20	24	16	20	24
	z	14-16	14-16	14-16	14-16	14-16	14-16	9-22	9-22	9-22
	rpm	205	205	205	205	205	205	237	237	237
	in	7 1/4"	7 1/4"	7 1/4"	7 1/4"	7 1/4"	7 1/4"	7 1/4"	7 1/4"	7 1/4"
	1 3/8"	ASAE cat. 2 shear bolt	ASAE cat. 2 shear bolt	ASAE cat. 2 shear bolt	ASAE cat. 3 slip clutch	ASAE cat. 3 slip clutch	ASAE cat. 3 slip clutch	ASAE cat. 2 shear bolt	ASAE cat. 2 shear bolt	ASAE cat. 2 shear bolt
		\$ 2,934	\$ 3,030	\$ 3,202	\$ 3,052	\$ 3,148	\$ 3,320	\$ 3,885	\$ 3,981	\$ 4,153


Rotary tiller with manual side-shift Forward or reverse tilling rotation

- Highly engineered & rugged gearbox.
- Smooth manual side-shift system.
- Adjustable side skids for working depth control.
- Heavy duty shielded PTO shaft with shear bolt coupling (1 3/8" ASAE cat. 2) or slip clutch safety (1 3/8" ASAE cat. 3).
- Max. working depth 7 1/4".
- Parking stand.
- Reinforced lateral ASA 60 chain drive transmission in oil bath.
- Four blades per flange.
- High carbon solid steel round rotor shaft allows for a deeper working depth.
- Outward turned blades keep the rotor supports clean and maximize working width.
- Heavy duty full size blades.
- 3 point linkage, cat. 1.

STANDARD



Manual side-shift



Forward or reverse tilling rotation



Gearbox manufactured by Befco



Lateral ASA 60 chain drive transmission in oil bath



Side skids for working depth control

Bid Term: 2/22/19 - 2/21/21; Extended to 2/21/22; Extended to 2/21/23



TILL-RITE T40

20-40 HP (15-30 KW)
 540 rpm - cat. 1














Rotary tiller with manual side-shift Forward or reverse tilling rotation

- Highly engineered & rugged gearbox.
- Smooth manual side-shift system.
- Adjustable side skids for working depth control.
- Heavy duty shielded PTO shaft with shear bolt coupling or slip clutch safety (1 3/8" ASAE cat. 3).
- Exchangeable sprockets for two working speeds.
- Flanged rotor shaft for easy removal & service.
- Parking stand.
- 3 point linkage, cat. 1.
- Lateral ASA 80 chain drive transmission in oil bath.
- Four blades per flange.



- High carbon solid steel round rotor shaft allows for a deeper working depth.
- Outward turned blades keep the rotor supports clean and maximize working width.
- Heavy duty full size blades.
- Wear protection on chain case.
- Max. working depth 7 1/4".



MODEL	T40-142	T40-150	T40-158	T40-166	T40-242	T40-250	T40-258	T40-266
	SHEAR BOLT				SLIP CLUTCH			
 HP	20-40	25-40	30-40	32-40	20-40	25-40	30-40	32-40
 in	42"	50"	58"	66"	42"	50"	58"	66"
 in	47"	55"	63"	72"	47"	55"	63"	72"
 in	32"	40"	48"	56"	32"	40"	48"	56"
 lbs	363	407	451	518	373	417	461	530
 lbs	481	519	540	607	491	529	550	619
 N°	5	6	7	8	5	6	7	8
 N°	20	24	28	32	20	24	28	32
 z	11-14	11-14	11-14	11-14	11-14	11-14	11-14	11-14
 rpm	231/375	231/375	231/375	231/375	231/375	231/375	231/375	231/375
 in	7 1/4"	7 1/4"	7 1/4"	7 1/4"	7 1/4"	7 1/4"	7 1/4"	7 1/4"
 1 3/8"	ASAE cat. 3 shear bolt	ASAE cat. 3 shear bolt	ASAE cat. 3 shear bolt	ASAE cat. 3 shear bolt	ASAE cat. 3 slip clutch	ASAE cat. 3 slip clutch	ASAE cat. 3 slip clutch	ASAE cat. 3 slip clutch
 \$	\$ 3,638	\$ 3,791	\$ 3,924	\$ 4,315	\$ 3,756	\$ 3,909	\$ 4,042	\$ 4,433

STANDARD



Manual side-shift



Forward or reverse tilling rotation



Gearbox manufactured by Befco



Lateral ASA 80 chain drive transmission in oil bath



Stamped steel rotor shaft supports and transmission



Rotor shaft with flanges for easy blade replacement



TILL-RITE T50

25-50 HP (19-37 KW)
540 rpm - cat. 1
















Rotary tiller with manual side-shift Forward or reverse tilling rotation



- Highly engineered & rugged gearbox.
- Smooth manual side-shift system.
- Adjustable side skids for working depth control.
- Heavy duty shielded PTO shaft with slip clutch safety (1 3/8" ASAE cat. 4).
- Exchangeable sprockets for two working speeds.
- Flanged rotor shaft for easy removal & service.
- Parking stand.
- 3 point linkage, cat. 1.
- Lateral ASA 100 chain drive transmission in oil bath.
- Standard six blades per flange for greater stability and finer soil pulverization.
- Outward turned blades keep the rotor supports clean and maximize working width.
- Heavy duty full size tiller blades.
- Wear protection on chain case.
- Max. working depth 8 3/8".



MODEL		T50-350	T50-358	T50-366
	HP	25-50	30-50	35-50
	in	50"	58"	66"
	in	55"	63"	72"
	in	40"	48"	56"
	lbs	481	528	575
	lbs	625	670	708
	N°	6	7	8
	N°	36	42	48
	z	10-13	10-13	10-13
	rpm	226/383	226/383	226/383
	in	8 3/8"	8 3/8"	8 3/8"
	1 3/8"	ASAE cat. 4 slip clutch	ASAE cat. 4 slip clutch	ASAE cat. 4 slip clutch
		\$ 4,693	\$ 4,852	\$ 5,100

STANDARD



Manual side-shift



Forward or reverse tilling rotation



Gearbox manufactured by Befco



Lateral ASA 100 chain drive transmission in oil bath



Stamped steel rotor shaft supports and transmission



Rotor with 6 blades per flange



Rotor shaft with flanges for easy blade replacement



Befco

TILL-RITE T60

35-60 HP (26-45 KW)
540 rpm - cat. 1



Rotary tiller with manual side-shift Forward or reverse tilling rotation

- Highly engineered & rugged gearbox.
- Smooth manual side-shift system.
- Adjustable side skids for working depth control.
- Heavy duty shielded PTO shaft with slip clutch safety (1 3/8" ASAE cat. 6).
- Flanged rotor shaft for easy removal & service.
- Parking stand.


- 3 point linkage, cat. 1.
- Lateral ASA 100 chain drive transmission in oil bath.
- Standard six blades per flange for greater stability and finer soil pulverization.
- Outward turned blades keep the rotor supports clean and maximize working width.
- Heavy duty full size tiller blades.
- Wear protection on chain case.
- Max. working depth 8 3/4".

MODEL		T60-366	T60-374
	HP	35-60	40-60
	in	66"	74"
	in	72"	81"
	in	56"	63"
	lbs	740	798
	lbs	864	910
	N°	8	9
	N°	48	54
	z	12-14	12-14
	rpm	221	221
	in	8 3/4"	8 3/4"
	1 1/2"	ASAE cat. 6 slip clutch	ASAE cat. 6 slip clutch
		\$ 6,375	\$ 6,632

STANDARD



Manual side-shift



Forward or reverse tilling rotation



Gearbox manufactured by Befco



Lateral ASA 100 chain drive transmission in oil bath



Stamped steel rotor shaft supports and transmission



Rotor with 6 blades per flange



Rotor shaft with flanges for easy blade replacement



TILL-RITE T70

40-70 HP (30-52 KW)
540 rpm - cat. 1



Rotary tiller Forward or reverse tilling rotation



- Highly engineered & rugged gearbox.
- Adjustable side skids for working depth control.
- Heavy duty shielded PTO shaft with slip clutch safety (1 3/8" ASAE cat. 6).
- Flanged rotor shaft for easy removal & service.
- Parking stand.
- 3 point linkage, cat. 1.
- Lateral ASA 100 chain drive transmission in oil bath.
- Standard six blades per flange for greater stability and finer soil pulverization.
- Outward turned blades keep the rotor supports clean and maximize working width.
- Heavy duty full size tiller blades.
- Wear protection on chain case.
- Max. working depth 8 3/4".



T70-382



HP	in	in	lbs	lbs	N°	N°	z	rpm	in	1 3/8"
40-70	82"	88"	879	1,009	10	60	12-14	221	8 3/4"	ASAE cat. 6 slip clutch

\$ 6,944



Grounds Equipment - Bid #ESCNJ 18/19-25
STANDARD



Forward or reverse tilling rotation



Gearbox manufactured by Befco



Lateral ASA 100 chain drive transmission in oil bath



Stamped steel rotor shaft supports and transmission



Rotor shaft with flanges for easy blade replacement

GREEN-RITE GRT














25-70 HP (19-52 KW)
540 rpm - cat. 1



Overseeder-aerator & seeder-cultivator

- Special 2-¹³/₁₆" spacing on rotor for aerating with 3 knives per flange; 4 knives on model 282.
- 2" to 3" suggested working depth with aerator rotor, 7 ¹/₄" working depth with tiller rotor; 8 ³/₄" on on model 282.
- Seed covering/dethatching adjustable tickler tines.
- High precision metering seed cups made from a nylon/fiberglass composite.
- Parking stand.
- Ground drive system for seed hopper.
- Large capacity seed hopper with agitator.
- Heavy duty shielded PTO shaft with slip clutch safety (1 ³/₈" ASAE cat. 3 for models 250, 258 & 266, cat. 6 for model 282).
- Corrugated depth control roller made with low weight nylon/fiberglass roller rings.
- Double sided, extra thin profile razor blades reduce impact when aerating over existing turf (available on request).



MODEL		GRT-250	GRT-258	GRT-266	GRT-282
	HP	25-45	30-45	32-45	40-70
	in	50"	58"	66"	82"
	in	57"	66"	74"	89"
	lbs	910	998	1,170	1,500
	lbs	1,160	1,245	1,390	1,760
	cu.ft	4.60	5.30	6.00	7.60
	N°	7	8	9	11
	N°	15	18	21	26
	N°	43	52	61	104
	z	11-14	11-14	11-14	12-14
	rpm	231	231	231	221
	in	7 1/4"	7 1/4"	7 1/4"	8 3/4"
	1 3/8"	ASAE cat. 3 slip clutch	ASAE cat. 3 slip clutch	ASAE cat. 3 slip clutch	ASAE cat. 6 slip clutch
		\$ 11,948	\$ 12,283	\$ 13,776	\$ 17,751

STANDARD



Aerator rotor with straight blades with 2-13/16" flange spacing



Corrugated roller with nylon/fiberglass rings to compact the ground for optimal seed germination




Precise seed metering cups



Seed calibration handle



Lift hooks easy loading and unloading



Tickler tines for partial or complete seed incorporation into the ground

SEED-RITE SRT

25-70 HP (19-52 KW)

cat. 1













Primary seeder

- 3 point linkage, cat. 1.
- 74" seeding width.
- Heavy duty frame.
- Heavy duty lid with seed splash guard.
- Hopper capacity 7.00 cu. ft.
- Seed box with steel shaft agitator.
- 10 high precision metering seed cups.
- Two lift hooks.
- Wide range of calibration settings per acre.
- Wind guarded seed drop.
- ASA 50 chains with chain tensioners.
- Front 11 1/2" diameter corrugated roller with 28 rings to drive the seed hopper.
- Rear corrugated roller with 29 rings, 9 1/2" in diameter made with low weight nylon/ fiberglass.
- Roller spindles: 1 3/8" front and rear, with greasable bearings.
- Two spring-tine track removers.



SRT-074

									
HP	in	in	lbs	lbs		cu.ft	N°	N°-Ø	N°-Ø
25-70	74"	80"	1,008	1,190	ASA 50	7	10	28-11 ½"	29-9 ½"

\$ 7,973



STANDARD



Dual front and rear corrugated roller equipped with nylon/fiberglass rings



Lift hooks easy loading and unloading



Precise seed metering cups



Spring-tine tractor tire track removers



Seed distribution engaged by ASA 50 chain transmission



MOLE 100 / 200 / 300 / 400

15-90 HP (11-67 KW)
540 rpm - cat. 1 & 2



Post hole diggers & augers

- Heavy duty boom and yoke for extra strength and long lasting service.
- Choice of 6", 9", 12", 18", 24" & 30" augers.
- Rugged dependable gearbox at 540 rpm provides constant digging power.
- Individually replaceable knives and point.
- Fully welded flighting on all augers.
- Reinforced mounting collar on all augers.
- Safety shielding around auger & PTO.
- 2" output shaft on 200, 300 & 400 series.
- 1 3/8" output shaft with 5/8" adapter bushing on 100 series.

- Heavy duty shielded PTO shaft (1 3/8" ASAE cat. 3) on 200, 300 & 400 series.
- Heavy duty shielded PTO shaft (1 3/8" ASAE cat. 2) on 100 series.
- Fish-tail point standard.

STANDARD



Reinforced frame and three point hitch on model 300-512 & 400-512



Driveline with shear pin safety



Hook-up stand

		DIGGERS			
MODEL		100-512	200-512	300-512	400-512
	HP	15-25	18-40	18-50	18-90
	Ø in	2 7/8"	3 1/2"	3 1/2" reinforced	3 1/2" reinforced
	Ø in	2 3/8"	2 7/8"	2 7/8" reinforced	2 7/8" reinforced
	rpm	180	180	154	135
		3:1	3:1	3.5:1	4:1
	lbs	112	200	230	260
	lbs	165	235	275	305
		limited Cat.1	Cat.1	Cat.1&2	Cat.1&2
	1 3/8"	ASAE cat. 2 shear bolt	ASAE cat. 3 shear bolt	ASAE cat. 3 shear bolt	ASAE cat. 3 shear bolt
\$		\$ 1,408	\$ 1,514	\$ 1,838	\$ 2,232

		AUGERS								
MODEL		* 106-531	* 109-531	* 112-531	206-531	209-531	212-531	** 218-531	** 224-531	** 230-531
	in	6"	9"	12"	6"	9"	12"	18"	24"	30"
	L in	36"	36"	36"	48"	48"	48"	48"	48"	44"
	lbs	23	40	44	30	52	58	67	100	214
	S in	Single 3/16"	Double 3/16"	Double 3/16"	Single 3/16"	Double 3/16"	Double 3/16"	Double 1/4"	Double 1/4"	Double 15" & 30" 3/16"
\$		\$ 414	\$ 432	\$ 549	\$ 423	\$ 485	\$ 575	\$ 781	\$ 1,050	\$ 2,034

All post hole diggers are crated 2 each. Add \$50 net for single order units.

* Recommended for model 100-512.

** Available only for models 300-512 & 400-512.



Choice of 6, 9, 12, 18, 24 and 30" auger diameters and 36" or 48" auger lengths



Replaceable knives and points




Heavy duty double flighting on all augers

BABY-HOP POLY BABY-HOP










Fertilizer spreaders Ground driven pull type hitch

- One piece seamless hopper.
- Even left-center-right spread pattern.
- High flotation air tires.
- Easy connecting pull type hitch.
- Sturdy tubular frame.
- Hopper leveling adjustment.
- Sealed heavy duty gearbox with metal gears.
- Ground controlled distribution.
- Polyethylene hopper with stainless steel bottom standard on models 103-230 & 106-230.



Adjustable spread pattern

MODEL	BABY-HOP		POLY BABY-HOP	
	103-130	106-130	103-230	106-230
 lbs	62	84	62	84
 lbs	100	125	100	125
 cu.ft/lbs	3.71 / 237	5.30 / 339	3.71 / 237	5.30 / 339
 ft	3'-20"	3'-20"	3'-20"	3'-20"
 in	32"	35"	32"	35"
 in	39.6"	44.4"	39.6"	44.4"
 N°-in	2-13"x 6"	2-16"x 8"	2-13"x 6"	2-16"x 8"
\$	\$ 981	\$ 1,300	\$ 1,091	\$ 1,410

NOTE: Poundage capacity calculated @ 13-13-13 fertilizer weight of 64 lbs. per cu. ft.



STANDARD



Gate opening control



Sealed gearbox manufactured by Befco with metal gears

STANDARD



Bottom plate in stainless steel

HOP / POLY-HOP

16-50 HP (12-37 KW)
540 rpm - cat. 1



Fertilizer spreaders

- One piece seamless hopper.
- Selective double gate opening on 206, 209 & 212.
- Adjustable ejector spoon to center spread on 203 model.
- Sealed heavy duty gearbox.
- Fixed agitator.
- Adjustable spreading fins on 209 & 212 models.
- Heavy duty shielded PTO shaft (1 3/8" ASAE cat. 1).
- Sturdy tubular frame.
- 3 point linkage, limited cat. 1 on 203 & 206 models, cat. 1 on 209 & 212 models.
- Quick hitch compatible standard on models 209, 212 and optional on models 203.
- Safety shields standard.

		HOP			
		203-120	206-121	209-121	212-121
	HP	16-30	16-30	20-50	20-50
	lbs	81	102	125	136
	lbs	116	145	160	171
	cu.ft/lbs	3.71 / 237	5.30 / 339	8.58 / 549	11.95 / 765
	ft	23'	23'	46'	46'
	in	32"	35"	42"	48"
	in	31"	34"	40"	46"
	1 3/8"	ASAE cat. 1	ASAE cat. 1	ASAE cat. 1	ASAE cat. 1
		\$ 963	\$ 999	\$ 1,052	\$ 1,107

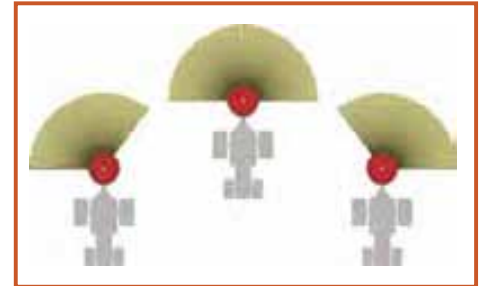
NOTE: Poundage capacity calculated @ 13-13-13 fertilizer weight of 64 lbs. per cu. ft.

All Hop fertilizers are priced at 2 per pallet. Add \$25 net for single unit orders.

Bid Term: 2/22/19 - 2/21/21; Extended to 2/21/22; Extended to 2/21/23

Fertilizer spreaders with polyethylene hoppers

- Polyethylene hopper with stainless steel bottom standard.
- Sturdy tubular frame.
- Selective double opening gate on 206, 209 & 212 models.
- Heavy duty shielded PTO shaft (1 3/8" ASAE cat. 1).
- Sealed heavy duty gearbox.
- Fixed agitator.
- 3 point linkage, limited cat. 1 on 203 & 206 models, cat. 1 on 209 & 212 models.
- Quick hitch compatible standard on models 209, 212 and optional on models 203.
- Safety shields standard.



Adjustable spread pattern



POLY-HOP			
203-220	206-221	209-421	212-421
16-30	16-30	20-50	20-50
81	102	125	136
116	145	160	171
3.71 / 237	5.30 / 339	8.58 / 549	11.95 / 765
23'	23'	46'	46'
32"	35"	42"	48"
31"	34"	40"	46"
ASAE cat. 1	ASAE cat. 1	ASAE cat. 1	ASAE cat. 1
\$ 1,067	\$ 1,311	\$ 1,683	\$ 1,755

STANDARD

Stainless steel adjustable spreader wings on 209 & 212 models



Stainless steel hopper bottom plate



Stainless steel gates opening control on 206, 209 & 212 models



NOTE: Pounds capacity calculated @ 13-13-13 fertilizers weight of 64 lbs per cu. ft.
All Hop fertilizers are priced at 2 per pallet. Add \$25 net for single units orders.

Bid Term: 2/22/19 - 2/21/21; Extended to 2/21/22; Extended to 2/21/23

TURBO-HOP 301 / 303








20-60 HP (15-45 KW)
540 rpm - cat. 1 & 2





Pendular spreaders

- Sturdy tubular frame.
- Heavy duty cast iron gearbox in oil bath.
- Accurate flow control adjustment.
- Ideal for the distribution of fertilizer, seed, salt and sand where accuracy and precision in application are needed.
- Full spread or left / right discharge pattern.
- Polyethylene hopper.
- Spreader spouts made of nylon and reinforced fiberglass.
- Stainless steel opening control disc.
- Cast iron anti-wear agitator.
- 3 point linkage, cat. 1 on model 301 and cat. 1&2 on model 303.
- Heavy duty shielded PTO shaft (1 3/8" ASAE cat. 1) with shock absorber and shear bolt safety.
- Safety shields standard.



MODEL		301-300	301-400	303-600	303-800	303-999
	HP	20-60	20-60	20-60	20-60	20-60
	lbs	256	267	419	448	455
	mph	2 to 10	2 to 10	2 to 10	2 to 10	2 to 10
	cu.ft/lbs	9.00 / 576	12.80 / 820	20.6 / 1,318	30.3 / 1,939	36.1 / 2,310
	ft	17'-47'	17'-47'	17'-47'	17'-47'	17'-47'
	in	44"	48"	38"	43"	47"
	1 3/8"	ASAE cat. 1 shear bolt	ASAE cat. 1 shear bolt	ASAE cat. 1 shear bolt	ASAE cat. 1 shear bolt	ASAE cat. 1 shear bolt
		\$ 3,777	\$ 4,117	\$ 5,052	\$ 5,551	\$ 6,060



NOTE: Poundage capacity calculated @ 13-13-13 fertilizers weight of 64 lbs per cu. ft.



Adjustable spread pattern

STANDARD



Corrosion resistant polyethylene hopper



Heavy duty gearbox in oil bath manufactured by Befco



Distributing unit in stainless steel and agitator in stamped steel



Graded scale for accurate flow control adjustment

Bid Term: 2/22/19 - 2/21/21; Extended to 2/21/22; Extended to 2/21/23

CORE AERATOR SD

20-50 HP (15-37 KW)
cat. 1



Standard duty core aerators

- Hub spacing 6 1/2".
- Special high tensile steel shafts on the rotors.
- 2 bronze bushings per rotor.
- 8 gauge formed steel support panels.
- All panels support rotors from all sides.
- 1 1/4" rotor support shaft.
- 3/8" formed Cat. 1 "A" frame.
- Machine equipped with spikes instead of spoons is available on request.
- 3 point linkage, Cat. 1.
- 6 spoons per hub.
- All flanges are welded to rotors.
- Flange thickness 3/16".
- 3 support stands.
- 3/4" hardened steel spoons.
- Front or rear tractor mounting.

MODEL	BCA-048	BCA-060	BCA-072	
	HP	20-50	20-50	20-50
	in	48"	60"	72"
	in	54"	65"	78"
	lbs	284	357	401
	N°	4	5	6
	N°	8	10	12
	N°	48	60	72
	in	4 1/2"	4 1/2"	4 1/2"
	in	12" x 15"	19" x 15"	25" x 15"
	lbs	78 ea.	125 ea.	160 ea.
		\$ 2,928	\$ 3,070	\$ 3,317

STANDARD



Front or rear tractor mounting



Both hub flanges are welded and equipped with two bronze bushings per rotor

Bid Term: 2/22/19 - 2/21/21; Extended to 2/21/22; Extended to 2/21/23

OPTIONALS PAG. 69

CORE AERATOR HD

20-70 HP (15-52 KW)
 cat. 1 & 2



Heavy duty core aerators

- Hub spacing 6 1/2".
- Special high tensile steel shafts on the rotors.
- 2 bronze bushings per rotor.
- 3/16" formed steel support panels.
- All panels support rotors from all sides.

- 1 1/4" rotor support shaft.
- 3/8" formed Cat. 1 & 2 "A" frame.
- Machine equipped with spikes instead of spoons is available on request.
- 3 point linkage, Cat. 1 & 2.
- 8 spoons per hub.
- All flanges are welded to rotors.
- Flange thickness 3/16".
- 3/4" hardened steel spoons.
- Front or rear tractor mounting.
- 3 support stands.

STANDARD



Eight spoons per flange



Choice of hollow spoons or solid spikes

MODEL		BCA-260	BCA-272
	HP	20-70	20-70
	in	60"	72"
	in	65"	78"
	lbs	444	549
	N°	5	6
	N°	10	12
	N°	80	96
	in	4 1/2"	4 1/2"
	in	19" x 21"	25" x 21"
	lbs	170 ea.	220 ea.



\$ 3,897

\$ 4,313

Bid Term: 2/22/19 - 2/21/21; Extended to 2/21/22; Extended to 2/21/23

SOIL PULVERIZERS SD


25-50 HP (19-37 KW)
cat. 1



Standard duty soil pulverizers

- 3/8" steel spikes fully welded in a timed scroll pattern on a heavy walled roller with two 160 lbs compression springs.
- Optional 2nd spiked roller available with two 80 lbs compression springs.
- 10" (49.1 lb/ft) frame beam.
- Reversible heat treated 1/2" x 2" shanks.
- 3 point linkage, cat. 1.
- 5 9/16" diameter spiked roller tube.
- Self aligning 1" bearings on roller.
- Formed plate "A" frame.

MODEL		BPL-048	BPL-060	BPL-072
	HP	25-50	25-50	25-50
	in	48"	60"	72"
	lbs	496	652	679
	lbs	544	702	729
	N°	17	21	25
	N°	70	88	106
	in	2 13/16"	2 13/16"	2 13/16"
	in	4 1/2"	4 1/2"	4 1/2"
	lbs	160 lbs per spring	160 lbs per spring	160 lbs per spring
		\$ 2,505	\$ 2,678	\$ 2,952



SOIL PULVERIZERS HD


40-90 HP (30-67 KW)
 cat. 1



Heavy duty soil pulverizers

- 3/8" steel spikes fully welded in a timed scroll pattern on a heavy walled roller with two 160 lbs compression springs.
- Optional 2nd spiked roller available with two 80 lbs compression springs.
- 12" (59.4 lb/ft) frame beam.
- Reversible heat treated 1/2" x 2" shanks.
- 3 point linkage, cat. 1.
- 6 5/8" diameter spiked roller tube.
- Self aligning 1" bearings on roller.
- Formed plate "A" frame.

MODEL	BPL-272	BPL-284
HP	40-90	40-90
in	72"	84"
lbs	781	875
lbs	846	940
N°	25	29
N°	106	124
in	2 13/16"	2 13/16"
in	4 1/2"	4 1/2"
lbs	160 lbs per spring	160 lbs per spring
	\$ 3,536	\$ 3,998



BOX SCRAPER


16-65 HP (12-48 KW)
cat. 1



- Roll formed moldboard.
- 3 point linkage, cat. 1.
- 2 bolt-on 1/2" x 6" heat treated blades with reversible cutting edge.
- Hardened steel ripping shanks with replaceable tips.
- Reinforced box design.

MODEL	BBS-C48	BBS-060	BBS-072	BBS-084
	SUBCOMPACT SERIES	STANDARD DUTY SERIES		
HP	16-30	25-65	25-65	25-65
in	48"	60"	72"	84"
lbs	251	470	530	630
lbs	276	505	570	680
N°	4	5	6	7
\$	\$ 1,065	\$ 1,609	\$ 1,786	\$ 2,113



Standard duty series



Subcompact series

GRADING SCRAPER

16-65 HP (12-48 KW)
 cat. 1



MODEL		BGS-C48	BGS-060	BGS-072	BGS-084
		SUBCOMPACT SERIES		STANDARD DUTY SERIES	
	HP	16-30	25-65	25-65	25-65
	in	48"	60"	72"	84"
	in	52"	64"	76"	89"
	lbs	350	592	703	764
	lbs	386	628	739	800
	N°	-	5	6	7
	in	10 3/4"	12 1/2"	12 1/2"	12 1/2"
	in	0"-1 1/2"	0"-1 1/2"	0"-1 1/2"	0"-1 1/2"
		\$ 1,434	\$ 1,838	\$ 2,031	\$ 2,357

- 3 point linkage, cat. 1.
- Adjustable height grading blades.
- Adjustable hardened steel ripping shanks with replaceable tips, on standard duty series.
- Heavy duty frame.
- 2 reversible and replaceable bolt-on 1/2" x 6" heat treated high carbon steel blades.
- Replaceable full length skid shoes.

STANDARD




Adjustable height grading blades



Skid shoes

REAR BLADE SD

16-50 HP (12-37 KW)
cat. 1



Standard duty rear blades

- 5 forward & 5 reverse positions on standard duty series.
- 3 forward and 3 reverse positions on subcompact series.
- Sturdy frame construction.
- Left or right offset.
- 3 tilt positions on standard duty series.
- 1/2" x 6" heat treated reversible cutting blade.
- 1/4" moldboard thickness.
- 3 point linkage, cat. 1.

MODEL		BRB-C48	BRB-C60	BRB-072	BRB-084
		SUBCOMPACT SERIES		STANDARD DUTY SERIES	
	HP	16-30	16-30	25-50	25-50
	in	48"	60"	72"	84"
	lbs	139	158	275	294
	lbs	189	208	325	344
		-	-	14°	14°
		16°	16°	16° & 32°	16° & 32°
	in	6"	6" or 12"	6" or 12"	6" or 12"
	\$	\$ 919	\$ 955	\$ 1,318	\$ 1,365

Standard duty series.



Subcompact series.

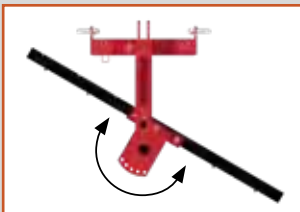


All subcompact and standard duty blades are crated 2 each of the same model. Add \$50 net for single order units.


STANDARD



Front or rear tractor mounting



Up to 32° angling on standard duty blades



Up to 12" offset



Up to 14° tilt on standard duty blades

Bid Term: 2/22/19 - 2/21/21; Extended to 2/21/22; Extended to 2/21/23

REAR BLADE HD

30-80 HP (22-60 KW)
 cat. 1 & 2



Heavy duty rear blades

- 16 forward & 16 reverse positions.
- Right or left offset.
- 5 tilt positions.
- 3 point linkage, cat. 1 & 2.
- ½" x 6" heat treated reversible cutting blade.
- ¼" moldboard thickness.
- Reinforced moldboard for increased strength.




MODEL	BRB-284	BRB-296
HP	30-80	30-80
in	84"	96"
lbs	524	561
lbs	602	644
	15° & 30°	15° & 30°
	up to 60°	up to 60°
in	up to 21"	up to 21"
\$	\$ 2,494	\$ 2,682

STANDARD



Front or rear tractor mounting



Up to 60° angling



Up to 21" offset



Up to 30° tilt

Bid Term: 2/22/19 - 2/21/21; Extended to 2/21/22; Extended to 2/21/23

LANDSCAPE RAKE

16-65 HP (12-48 KW)
 cat. 1



- 5 forward & 5 reverse positions on standard duty series.
- 3 forward and 3 reverse on subcompact series.
- Sturdy frame construction.
- 2" center tine spacing.
- 2 hole tine 5/16" x 1" on standard duty series.
- 1 hole tine 5/16" x 1" on subcompact series.
- 3 point linkage, cat. 1.



STANDARD



Front or rear tractor mounting



Up to 32° angling on standard duty rakes

	MODEL	BLR-C48	BLR-C60	BLR-072	BLR-084	BLR-096
		SUBCOMPACT SERIES		STANDARD DUTY SERIES		
	HP	16-30	16-30	25-65	25-65	25-65
	in	48"	60"	72"	84"	96"
	lbs	135	156	248	274	314
	lbs	180	198	293	319	359
		16°	16°	16° & 32°	16° & 32°	16° & 32°
	N°	24	30	36	42	48
		\$ 914	\$ 1,050	\$ 1,353	\$ 1,524	\$ 1,697

All subcompact and standard duty rakes are crated 2 each of the same model. Add \$50 net for single order units.

Bid Term: 2/22/19 - 2/21/21; Extended to 2/21/22; Extended to 2/21/23

SICKLE BAR MOWERS

20-75 HP (15-56 KW)
 540 rpm - cat. 1 & 2



- 3 point linkage, cat. 1 & 2.
- Double action sickle bar.
- Single action hydraulic cylinder with restrictor.
- Safety release standard on all units.
- Transport lock bar secures cutting bar for transport and storage.
- Transport blade guard standard.
- Equipped with cylinder stop to raise cutting bar using tractor's hydraulic system.
- Ideal for set-aside, conservation acreage and ditchbank mowing.
- Delivered with extra cutting blade.
- Will mow 90° up and 55° down.
- Heavy duty shielded pto shaft (1 3/8" ASAE cat. 4).



BSB-284

STANDARD



Spring loaded blade guides for quick and easy blade replacement



Easy to inspect and adjust belt tensioner



Cast aluminium connecting rods with cooling fins

MODEL	BSB-272	BSB-284	BSB-296
HP	20-75	20-75	20-75
in	72"	84"	96"
in	130"	142"	154"
lbs	628	650	672
lbs	717	750	782
mph	9	9	9
	Hydraulic	Hydraulic	Hydraulic
1 3/8"	ASAE cat. 4	ASAE cat. 4	ASAE cat. 4
\$	\$ 8,050	\$ 8,300	\$ 9,199

Bid Term: 2/22/19 - 2/21/21; Extended to 2/21/22; Extended to 2/21/23



FINGER WHEEL RAKES

16-80 HP (12-60 KW)
cat. 1

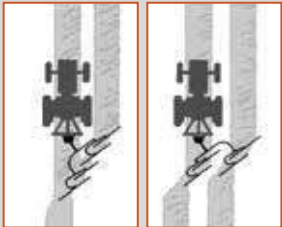
RS2-04V

- 3 point linkage, cat. 1.
- Cast steel hubs with greasable tapered bearings.
- Quick hitch compatible on models RS2-02R, RS2-03R, RS2-04V & RS2-06V
- Finger wheel rakes may also be used for spreading (2, 3, 4 & 6 wheel models only) or turning hay (RS2-04R & RS2-06R models only).
- Lifts hay gently, even from undulating terrain.
- Bent elbows allow better hay flow under heavy working conditions.



RS2-04R

STANDARD



Rakes can be used for raking, turning and spreading



Cast steel hubs with greasable tapered bearings

MODEL		RS2-02R	RS2-03R	RS2-04R	RS2-05R	RS2-06R	RS2-04V	RS2-06V
	HP	16-30	16-30	30-80	30-80	30-80	16-30	16-30
	N°	2	3	4	5	6	4	6
	Ø in	56"	56"	56"	56"	56"	56"	56"
	N°	40	40	40	40	40	40	40
	Ø in	3/32"	3/32"	3/32"	3/32"	3/32"	3/32"	3/32"
	ft	4'3"	6'5"	8'6"	11'	12'9"	11'6"	15'10"
	ft	7'4"	8'4"	4'9"	7'5"	7'5"	10'2"	12'7"
	ft	7'6"	10'	12'10"	14'6"	17'3"	7'6"	10'
	mph	14	14	14	14	14	14	14
	lbs	194	291	388	495	602	353	547
		\$ 947	\$ 1,395	\$ 1,869	\$ 2,285	\$ 2,729	\$ 1,748	\$ 2,586

NOTE: For left hand models order with "L" suffix. (ie. RS2-04L)

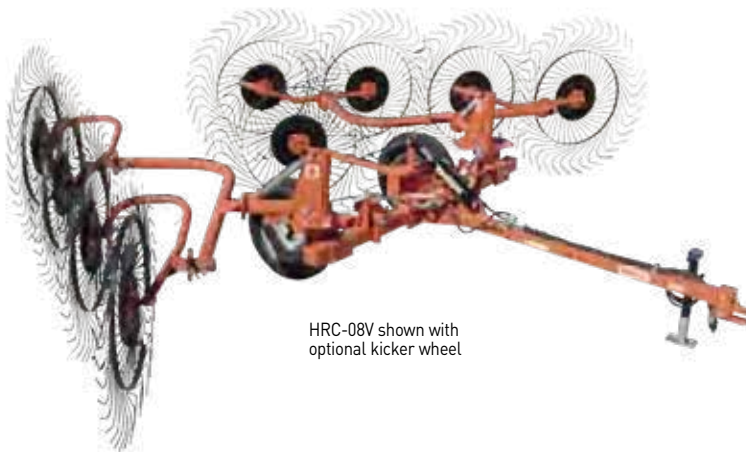
Bid Term: 2/22/19 - 2/21/21; Extended to 2/21/22; Extended to 2/21/23



HRC-08V

FINGER WHEEL "V" RAKES

16-80 HP (12-60 KW)

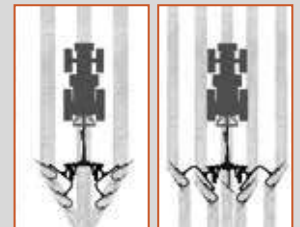


HRC-08V shown with optional kicker wheel

HRC-08V	HRC-10V	HRC-12V
30-80	30-80	30-80
8	10	12
56"	56"	56"
40	40	40
3/32"	3/32"	3/32"
21'4"	23'4"	25'7"
8'	8'	8'
8'10"	10'	12'1"
14	14	14
1,290	1,457	1,623
\$ 7,444	\$ 8,276	\$ 9,164

- Working speed of up to 14 mph, low costs of maintenance, and ease of use make these units indispensable for raking hay.
- Floating rake wheels with spring steel tines follow ground contour evenly.
- Multiple adjustment capabilities allow operator to adjust raking width, windrow width and raking angle.
- Pull type 8, 10 and 12 wheel rakes with double action hydraulic cylinders for easy transportation and storage.
- Hydraulic ball valves allow for single side operation and lock rakes during transport and storage.
- Narrow 8' transport width allows rakes to be easily transported to different work locations.
- 8 and 12 wheel rakes may be adjusted to spread or turn crop.
- Optional center kicker wheel with additional hydraulic cylinder.

STANDARD



"V" rakes can be used for raking, turning and spreading



Two hydraulic cylinders with ball valves



Narrow 8" transport width



Springs adjust the pressure of the wheels to the ground

TEDDERS

20-50 HP (15-37 KW)
540 rpm



- Heavy frame construction.
- High strength steel tine arms.
- Large diameter 15"x 6" pneumatic tires.
- Easy pull type hook up.
- Heavy duty shielded PTO shaft with ratchet torque limiter.
- Spring steel double hay tines.
- Sturdy guard rail for added safety.








STANDARD



DRP-480 double yoke joint transmission



DRP-480 in transport position

MODEL		DRP-300	DRP-480
	HP	20-50	30-60
	ft	10'	16'
	lbs	408	738
	N°	2	4
	N°	6	6
	1 3/8" ratchet torque limiter	ASAE cat. 2 ratchet torque limiter	ASAE cat. 4 ratchet torque limiter
		\$ 4,495	\$ 8,961

All DRP-300 are crated 2 each. Add \$50 net for single order units.
Bid Term: 2/22/19 - 2/21/21; Extended to 2/21/22; Extended to 2/21/23



WINDROWER RAKES

20-50 HP (15-37 KW)
 540 rpm - cat. 1 & 2










STANDARD



Heavy duty gearbox with raking depth adjustment handle

- Heavy frame construction.
- Heavy duty shielded PTO shaft (1 3/8" ASAE cat. 1) with ratchet torque limiter.
- Tubular steel tine arms.
- Large diameter pneumatic tires.
- Spring steel double hay tines.
- Easy tine arm removal system.
- Sturdy guard rail for added safety.
- Angled tines for high clearance.
- 3 point linkage, cat. 1 & 2.

	MODEL	DR0-308
	HP	20-50
	ft	10'
	lbs	650
	N°	8
	N°	3
	1 3/8"	ASAE cat. 1 ratchet torque limiter
		\$ 6,663

Bid Term: 2/22/19 - 2/21/21; Extended to 2/21/22; Extended to 2/21/23

OPTIONALS

OPTIONALS CYCLONE C30-CE5

005-600

• Mulching kit

\$ 481



001-600

• Front antiscalping roller

\$ 159



OPTIONALS CYCLONE C30

• Mulching kit

004-600

C30-RD4

\$ 415

005-600

C30-RD5

\$ 481

006-600

C30-RD6

\$ 515



001-600

• Front antiscalping roller

\$ 159



001-700

• Quick hitch adapter

\$ 569



FRTXXC30

• Front mount C30
(factory installed)

net \$ 259



OPTIONALS CYCLONE C50

• Mulching kit

005-700

C50-RD5

\$ 495

006-700

C50-RD6

\$ 566

007-700

C50-RD7

\$ 661



009-9915

• Front antiscalping roller
(standard on C50-RD7 model)


\$ 182



• Rear roller kit



009-9941	C50-RD8	\$ 1,024
009-9942	C50-RD6	\$ 1,058
009-9943	C50-RD7	\$ 1,088



• Quick hitch adapter

Grounds Equipment - Bid #ESCNJ 18/19-25 \$ 333




FRTXXC50

• Front mount C50 (factory installed)

net \$ 259


OPTIONALS CYCLONE C70



002-800

• Quick hitch adapter

\$ 533



FRTXXC70

• Front mount C70 (factory installed)

net \$ 259

OPTIONALS CYCLONE FLEX



009-9817

• Hydraulic unlocking system

\$ 763



• Mulching kit

009-9556


312-FLX \$ 1,421

009-9557

315-FLX \$ 1,556

009-9558


317-FLX \$ 1,698



009-9597

• Floating hitch, additional

\$ 352



009-9599

• Roadway kit

\$ 620




• Rear roller kit

009-9945	312-FLX	\$ 3,006
009-9946	315-FLX	\$ 3,106
009-9947	317-FLX	\$ 3,174

OPTIONALS

CYCLONE SUPER FLEX

009-9817 • Hydraulic unlocking system **\$ 763**




• Mulching kit

009-9556	412-SFL	\$ 1,421
009-9557	415-SFL	\$ 1,556
009-9558	417-SFL	\$ 1,698
009-9559	420-SFL	\$ 1,983



009-9597 • Front floating hitch, additional **\$ 352**




009-9599 • Roadway kit **\$ 620**



• Rear roller kit


009-9950	412-SFL	\$ 3,084
009-9951	415-SFL	\$ 3,181
009-9952	417-SFL	\$ 3,244
009-9953	420-SFL	\$ 3,344




OPTIONALS

HURRICANE H40-S

009-9206 • Side skids **\$ 174**




009-9560 • Overrunning clutch for driveline **\$ 192**




• Rotor with dethatching blades (factory installed)

DBD48H40	H40-S48	net \$ 411
DBD60H40	H40-S60	net \$ 460
DBD72H40	H40-S72	net \$ 497




• Rotor with reverse "Y" blades (factory installed)

YBD48H40	H40-S48	net \$ 259
YBD60H40	H40-S60	net \$ 259
YBD72H40	H40-S72	net \$ 259




• Rotor with triangular paddle blades (factory installed)

TBD48H40	H40-S48	net \$ 259
TBD60H40	H40-S60	net \$ 259
TBD72H40	H40-S72	net \$ 259




• Rotor with hammers (factory installed)

HBD48H40	H40-S48	net \$ 418
HBD60H40	H40-S60	net \$ 533
HBD72H40	H40-S72	net \$ 625




009-9207 • Hydraulic cylinder for side shift **\$ 564**



• Front steel deflectors

009-9208	H40-S48	\$ 213
009-9209	H40-S60	\$ 255
009-9210	H40-S72	\$ 308





OPTIONALS HURRICANE H70

009-9691 • Gauge wheels with laminated tires H70 **net \$ 1,334**

009-9701 • Gauge wheels with laminated tires H80 **net \$ 1,583**

• Rotor with dethatching blades (factory installed)

DBD60H70	H70-060	net \$ 460
DBD72H70	H70-072	net \$ 511
DBD88H70	H70-088	net \$ 563

• Rotor with reverse "Y" blades (factory installed)

YBD60H70	H70-060	net \$ 259
YBD72H70	H70-072	net \$ 259
YBD88H70	H70-088	net \$ 259

• Rotor with triangular paddle blades (factory installed)

TBD60H70	H70-060	net \$ 259
TBD72H70	H70-072	net \$ 259
TBD88H70	H70-088	net \$ 259

• Rotor with hammers (factory installed)

HBD60H70	H70-060	net \$ 533
HBD72H70	H70-072	net \$ 642
HBD88H70	H70-088	net \$ 753

RVRXXH70 • Reverse rotation (factory installed) **net \$ 386**

FRTXXH70 • Front mount H70 (factory installed) **net \$ 259**

DST88H70 • Dust skirt 88" **net \$ 323**

OPTIONALS DESTROYER D90

GDTXXD90 • Gearbox with dual PTO (factory installed) **net \$ 345**

009-9969 • Side skirts **net \$ 309**

OPTIONALS

TORNADO BRC

009-9986

• Side skids

\$ 56



OPTIONALS

TILL-RITE T30

RVRXXT30

• Reverse rotation (factory installed)

net \$ 386

009-9538

• Cat. o hitch for T30

\$ 220



OPTIONALS

TILL-RITE T40



• Aerator rotor

009-9852

T40-150, T40-250

\$ 1,390

009- 9853

T40-158, T40-258

\$ 1,628

009- 9854

T40-166, T40-266

\$ 1,892

RVRXXT40

• Reverse rotation

net \$ 386



OPTIONALS

TILL-RITE T50

RVRXXT50

• Reverse rotation (factory installed)

net \$ 386



OPTIONALS TILL-RITE T60

RVRXT60 • Reverse rotation (factory installed) **net \$ 386**



OPTIONALS TILL-RITE T70

RVRXT70 • Reverse rotation (factory installed) **net \$ 386**



OPTIONALS GREEN-RITE GRT

009-9875 • Gauge wheels for all models **\$ 538**



• Front roller



009-9648	GRT-250	\$ 852
009-9516	GRT-258	\$ 901
009-9563	GRT-266	\$ 974
009-9566	GRT-282	\$ 1,052

Note: units may utilize gauge wheels or front roller for depth control, but not both

• Tiller rotor



009-9649	GRT-250	\$ 842
009-9517	GRT-258	\$ 952
009-9564	GRT-266	\$ 1,058
009-9567	GRT-282	\$ 1,968

• Rear roller scraper



009-9189	GRT-250	\$ 295
009-9539	GRT-258	\$ 338
009-9565	GRT-266	\$ 470
009-9192	GRT-282	\$ 535

• Cast iron roller rings (factory installed)



CSR50GRT	GRT-250	net \$ 613
CSR58GRT	GRT-258	net \$ 681
CSR66GRT	GRT-266	net \$ 747
CSR82GRT	GRT-282	net \$ 906

• Seed conveyor kit



009-9139	GRT-250	\$ 124
009-9140	GRT-258	\$ 145
009-9141	GRT-266	\$ 163
009-9142	GRT-282	\$ 203

OPTIONALS

SEED-RITE SRT

CSR74SRT • Cast iron roller rings (factory installed) **net\$ 1,870**



009-9985 • Seed rate speed reduction kit **\$ 108**



009-9138 • Seed conveyor kit **\$ 183**



009-9930 • Rear expanded roller frame for seed covering/dethatching with adjustable tickler tines **\$ 772**



OPTIONALS

MOLE 200 / 300

009-9851 • Hook-up stand all models **\$ 567**



009-9154 • Hydraulic down force kit 200-512 **\$ 852**



009-9155 • Hydraulic down force kit 300-512 & 400-512 model **\$ 874**



PHD-003 • Auger positioning handle all models **\$ 208**



OPTIONALS

**BABY-HOP
 POLY BABY-HOP**

AA1-120 • Deflector shield **\$ 131**



009-9856 • Remote gate control **\$ 461**



• Hopper cover **009-9720** for all 103 models **\$ 282**











009-9721 for all 106 models **\$ 294**



OPTIONALS

HOP

POLY-HOP

	• Tumbling style agitator for all 203 models	009-9979	\$ 110		• Tumbling style agitator for all 206, 209 & 212 models	009-9978	\$ 110
	• Side row discharge for all 209 & 212 models	009-9458	\$ 551		• Deflector shield for all 203 & 206 models	009-9524	\$ 131
	• Deflector shield for all 209 & 212 models	009-9638	\$ 250		• Remote gate control for all 203 models	009-9856	\$ 461
	• Remote gate control for all 206, 209 & 212 models	009-9850	\$ 461		• Filter grate for all 209 & 212 models	009-9913	\$ 630
	• Hopper cover	009-9720 for all 203 models	\$ 282		• Quick hitch adapter for all 203 models	009-9239	\$ 58
		009-9721 for all 206 models	\$ 294				
		009-9722 for all 209 models	\$ 315				
		009-9723 for all 212 models	\$ 325				

OPTIONALS

TURBO-HOP 301

	• Short spout for sand and salt	009-9452	\$ 423		• Rubber insert for damp material	009-9451	\$ 152
	• Agitator extension	009-9453	\$ 251		• Left only & right only directional attachment	009-5370	\$ 102

001-4984

Locking nut for spout

\$ 65

009-9913

Filter grate

\$ 538



009-9456

Hydraulic control

\$ 917



Hopper cover

009-9722

301-300

\$ 315

009-9723

301-400

\$ 325



OPTIONALS TURBO-HOP 303

009-9452

Short spout for sand and salt

\$ 423



009-9451

Rubber insert for damp material

\$ 152



009-9454

Agitator extension

\$ 251



009-5370

Left only & right only directional attachment

\$ 102



001-4984

Locking nut for spout

\$ 65



009-5410

Filter grate

\$ 599



009-9457

Hydraulic control

\$ 917



Hopper cover

009-9725

303-600

\$ 358

009-9726

303-800

\$ 366

009-9727

303-999

\$ 384



OPTIONALS

CORE AERATOR SD



- Steel weight sand tank, price per unit

009-9731	BCA-048	\$ 384
009-9732	BCA-060	\$ 400
009-9733	BCA-072	\$ 418



- Unit with spikes instead of spoons (factory installed)

SP048BCA	BCA-048	net \$ 418
SP060BCA	BCA-060	net \$ 522
SP072BCA	BCA-072	net \$ 620

FRTSDBC

- Front mounted (factory installed)

net \$ 259



OPTIONALS

CORE AERATOR HD



- Steel weight sand tank, price per unit

009-9734	BCA-260	\$ 451
009-9735	BCA-272	\$ 485



- Unit with spikes instead of spoons, (factory installed)

SP260BCA	BCA-260	net \$ 716
SP272BCA	BCA-272	net \$ 910

FRTHDBC

- Front mounted (factory installed)

net \$ 259



OPTIONALS

SOIL PULVERIZERS SD



- 2nd rear roller assembly Ø 5"

009-9887	BPL-048	\$ 688
009-9636	BPL-060	\$ 799
009-9637	BPL-072	\$ 974

OPTIONALS

SOIL PULVERIZERS HD



• 2nd rear roller assembly Ø 5 5/16"

009-9646 BPL-272 \$ 1,139

009-9647 BPL-284 \$ 1,226

OPTIONALS

REAR BLADE SD

BRB-001

• Skid shoes

\$ 108



OPTIONALS

REAR BLADE HD

BRB-001

• Skid shoes

\$ 108



BRB-002

• Hydraulic offset control

\$ 431



OPTIONALS

LANDSCAPE RAKE BLR

009-9159

• Gauge wheels (standard duty series)

\$ 733



BLR-002

• Gauge wheels (subcompact series)

\$ 549



OPTIONALS

FINGER WHEEL "V" RAKES

009-9982

• Kicker wheel for HRC models
(includes hydraulic cylinder)

\$ 794



OPTIONALS

TEDDERS

009-9966

• Hydraulic lift kit for model DRP-480

\$ 1,457



**USE ONLY
BEFCO ORIGINAL SPARE PARTS**

FOR YOUR REFERENCE:

Dealer Account number

Rep name

Rep telephone

Sales telephone

(800) 334-6617

Sales fax

(252) 977-9718

Sales e-mail

sales@befco.com

Parts telephone

(877) 663-3458

Parts fax

(800) 265-6962

Parts e-mail

parts@befco.com

LIMITED WARRANTY

BEFCO's responsibility will be limited to the substitution of the acknowledged defective merchandise to the same place of delivery as the previous one was supplied.

1. LIMITED WARRANTY

BEFCO, Inc. herein referred to as the Company, warrants its machines and related accessories, hereafter referred to as the Machine, to be free from defects in material and workmanship, for a period of twelve (12) months from the date of invoice to the first registered owner; **this limited warranty does not apply to and excludes shear bolt and/or slip clutch, oil, grease, tires, tubes, hydraulic hoses, knives, blades, augers, and PTO shafts.** Labor will be reimbursed at \$40.00 per hour based on BEFCO's time schedule.

Cost of transport to the servicing dealer is the responsibility of the customer.

Warranty coverage shall not be transferable from the first owner to any subsequent owner.

2. DISCLAIMER OF ALL OTHER WARRANTIES AND REMEDIES

Neither the Company nor any company affiliated with the Company makes any warranties, expressed or implied, as to the quality, performance or application of its products other than those set forth herein and does not make any implied warranty of merchantability or fitness. The only remedies the purchaser has in connection with the breach, or performance of any warranty on the Company's Machine are those set forth herein. In no event will the dealer, the Company, or any company affiliated with the Company be liable for:

- (a) Injuries or damages of any kind of nature, direct, consequential or contingent to person or property.
- (b) Any expenses incurred by the owner to repair, replace or rework any allegedly defective item.
- (c) Any loss, cost, forfeiture or damages (including loss of profits; loss of crops; loss because of delay in field operations; any expense or loss incurred for labor, supplies, substitute machine rental; liabilities of the owner to its customers or third persons; and all other consequential damages, losses, liabilities or damages for any other reasons; whether direct or indirect, and whether or not resulting from or contributed to by the default or negligence of the Company, its agents, employees and subcontractors which might be claimed as a result of the use or failure of the equipment delivered.

The Company's liability based on this limited warranty or any other applicable laws shall be limited to replacement or refund of the purchase price of the product.

The limited warranty extended herein gives you specific rights and you may also have other rights which vary from state to state. Neither the dealer nor the Company personnel has the authority to make any representation or to modify the terms and limitations of this warranty in any way. Other than the limited warranty extended hereby, there is no other expressed warranty in connection with the design, safety or use of any of the Company's products except as to title. All implied warranties are expressly disclaimed pursuant to the terms of this warranty.

3. CUSTOM WORK

If the Machine is used for commercial purposes, such as custom work, the period warranted for the Machine is limited to 180 days from the date of delivery to the first registered owner and does not cover any labor charges incurred.

4. RENTAL

If the Machine is used for rental purposes the period warranted for the Machine is limited to thirty (30) days from the date of delivery to the first registered owner and does not cover any labor charges incurred.

5. REGISTRATION

In order to qualify for coverage on this limited warranty, the product and name of the original purchaser must be registered with the Company by mailing a completed Machine Pre-Delivery Checklist and Warranty Registration along with a copy of the dealer's invoice to the first registered owner to the Company within fourteen (14) days after the date of delivery to the original purchaser.

6. WARRANTY SERVICE

Warranty Service must be performed by a dealer authorized by BEFCO. If the warranty service requested is approved, the owner shall pay only for labor beyond the rate allowed, for overtime labor, and for any mileage charge for transporting the equipment to and from the dealer's shop. It is assumed that the dealer has the appropriate general and special tools to service the Machine. Time required for replacement of knives, oil, grease and to remove excessive dirt from the Machine is not subject to reimbursement by the Company. The owner is required to clean the Machine before presenting it to the dealer for service work. The Machine must be delivered within thirty (30) days after failure date by the owner to the dealer to be eligible for warranty consideration.

7. UNAPPROVED SERVICE OR MODIFICATION

All obligations of the Company under this limited warranty shall be terminated if:

- (a) Proper service and operation Instructions, as outlined in the Operator's Manual and on the instruction sticker on the Machine, are not followed.
- (b) The Machine is modified or altered in any way not approved by the Company.
- (c) The Company does not receive a copy of the dealer's invoice to the first registered owner within fourteen (14) days from the date of delivery.
- (d) The Company has not been paid in full, by the dealer, for the Machine.

8. ACCIDENTS AND NORMAL MAINTENANCE

This limited warranty covers defective material and workmanship. It does not cover depreciation or damage caused by normal wear, accidents, improper maintenance, or improper use. The costs of normal maintenance or repairs for accidents or improper use, and related labor, will be borne by the owner.

GENERAL SELLING CONDITIONS

The purpose of the **Befco**® Sales Program is two-fold. First, the program is designed to offer **Befco** dealers, distributors and retailers purchasing directly from **Befco** (each direct purchaser, referred to as "Buyer") an incentive for early booking of orders and to provide financing for Buyers to maintain an adequate inventory of **Befco** brand wholegoods (the "Equipment") prior to and during the selling season. Second, the program enables **Befco** to plan production requirements more accurately in order to make Equipment available on a timely basis. This combination of incentives and financing places **Befco** and its Buyers in a position to achieve a greater market share within a competitive environment. Although **Befco** offers quantity discounts, **Befco** does not require any **Befco** Buyer to purchase or maintain any minimum quantity of Equipment. The **Befco** Buyer may elect at its sole discretion to purchase a sufficient quantity of Equipment to maintain a regular inventory, or may elect to order Equipment only as desired or needed to meet custom requests. The inventory program and level of inventory shall be in the Buyer's discretion. All such orders will be processed in accordance with the Sales Program and these General Selling Conditions in effect. The following information provides details of the **Befco** Sales Program Terms and Conditions.

1. Requirements to Qualify: The terms of sale to Buyers are applicable only to Equipment purchased directly from **Befco**. **Products covered by any order accepted by Befco will be shipped at prices, terms and discounts in effect at time of order unless otherwise specified. The terms and conditions contained herein are subject to change without notice.**

2. Credit Approval: All orders or shipping instructions will be subject to approval by **Befco** prior to shipment. Copies of current Buyer's financial statements are required annually, and signed Security Agreements must be on file where applicable.

3. Trade Discounts: A trade discount may be allowable pursuant to **Befco's** current suggested list price on Equipment.

4. Qualifying and Non-Qualifying Buyers: **Befco** has the right to classify Buyers as either qualifying or non-qualifying; thereby changing the trade discount as indicated in the schedule of Terms and Discounts.

5. Accumulative Quantity Discounts: Accumulative Quantity Discounts are allowed on all **Befco** Equipment and accessories to **Befco Buyers** and are subject to the following conditions:

- Accumulative Quantity Discounts accumulate with each new order, but are not retroactive and will apply only during periods as defined in the current suggested retail price listing or schedule of Terms and Discounts.
- Shipments of Pre-Season Orders will be made at the Company's convenience.
- The Accumulative Quantity Discount is calculated after deducting the Trade Discount.
- Units not paid by the due date will be subject to loss of the Accumulative Quantity Discount plus 1% monthly service charge until paid in full.

6. Cash Discount: Cash discounts are determined by the date of invoice to the Buyer and are calculated on the net balance after all applicable discounts. See specific programs for schedule of cash discounts.

7. Settlement: Payment for Equipment is due immediately following delivery to Buyer's customer, or as specified by invoice due date whichever is earlier. **Any equipment not paid for immediately after delivery to Buyer's customer is considered "out-of-trust" and all discounts are voided and full list price shall be immediately due and payable.**

8. Past Dues & Legal: Past due accounts will have a service charge of 1% per month. Cost of attorney fees for collections of past due accounts will be borne by the Buyer.

9. Requested Shipping Dates & Discounts: Pre-Season Orders will be shipped at **Befco's** convenience. Refusal by the Buyer to accept shipment will disqualify the order. It is the intent of **Befco** to keep freight costs to a minimum, therefore requesting specific shipping dates is not acceptable.

10. Freight Policy:

- All prices are F.O.B. Rocky Mount, North Carolina.
- Pre-Season at **Befco's** convenience. The rate is published each year in the **Befco Terms and Discounts** freight rate section.
- No freight will be charged if the Buyer picks up the Equipment at the Rocky Mount factory.
- Emergency and urgent In-Season shipments will be shipped LTL freight collect.**
- Units from depot outside Rocky Mount, North Carolina, will be shipped LTL Freight Collect. This is in addition to a back freight charge.
- All freight invoices are due Net 30 Days. Past due freight invoices will be charged the standard 1% per month service charge.
- Befco** is not responsible for Equipment or parts damaged or lost in transit.
- The Buyer is responsible for filing a freight claim with the trucking company for lost or damaged Equipment.
- Any applicable duties or tariffs will be the responsibility of and must be paid by the Buyer or other party receiving the order.
- All parts orders are shipped F.O.B. Rocky Mount, N.C.

11. Buyer Inspection/Acceptance; Returns: Buyer shall inspect all Equipment within ten (10) days following delivery (the "Inspection Period") and shall notify the freight forwarder and **Befco** of any claim for damages or shortages. To reject a unit of Equipment for nonconformity with the specifications set forth in **Befco's** documentation for that unit in effect at the time of Buyer's purchase order for such unit, Buyer shall notify **Befco**, within the Inspection Period, in writing of its rejection and shall promptly return the rejected unit in original condition to **Befco**, with insurance and freight prepaid. After receipt of the properly rejected unit, **Befco** at its option shall either repair or replace such properly rejected unit or refund any purchase price paid by Buyer, along with Buyer's return cost of transportation. **Befco** will prepay transportation charges for repaired/replacement units back to Buyer and will reimburse Buyer for the cost of transportation incurred by Buyer in connection with the return of properly rejected units. Any unit not properly rejected within the Inspection Period shall be deemed accepted.

12. Standard Limited Warranty: Buyer shall pass on to his customers **Befco's** standard limited warranty or warranties for the **Befco** Equipment, as such warranty or warranties may be amended from time to time by **Befco**. **Befco** shall not be liable for any other warranties or similar obligation made or given by Buyer.

Except for the standard limited warranty to end user customers of Befco Equipment; Befco grants no other warranties, express or implied, by statute or otherwise, regarding the equipment, their fitness for any purpose, their quality, their merchantability or otherwise. In no event shall Befco be liable for any special, consequential or incidental damages for breach of warranty or any special, consequential or incidental damages, including injury or damage to business, earnings, profits or goodwill suffered by Buyer or any other person and caused directly or indirectly by the equipment sold.

13. Technical and Price Information: Technical information provided in the catalog is approximate. **Befco** reserves the right to modify or improve the models listed for technical or commercial purposes and all prices are subject to change without notice.

BEFCO



BEFCO, Inc.
1781 South Wesleyan Blvd.
P.O. Box 6036
Rocky Mount, NC 27802-6036
Tel: 252.977.9920 - Fax: 252.977.9718
www.befco.com



09/2021

All rights reserved. It is unlawful to copy, reprint or use any of the information or details indicated in this document without the expressed permission of BEFCO, Inc. Rocky Mount, NC. Technical information provided in this document is approximate, the Company reserves the right to modify or improve the models shown for technical or commercial purposes. Pictures in this manual do not necessarily show the machine as delivered.